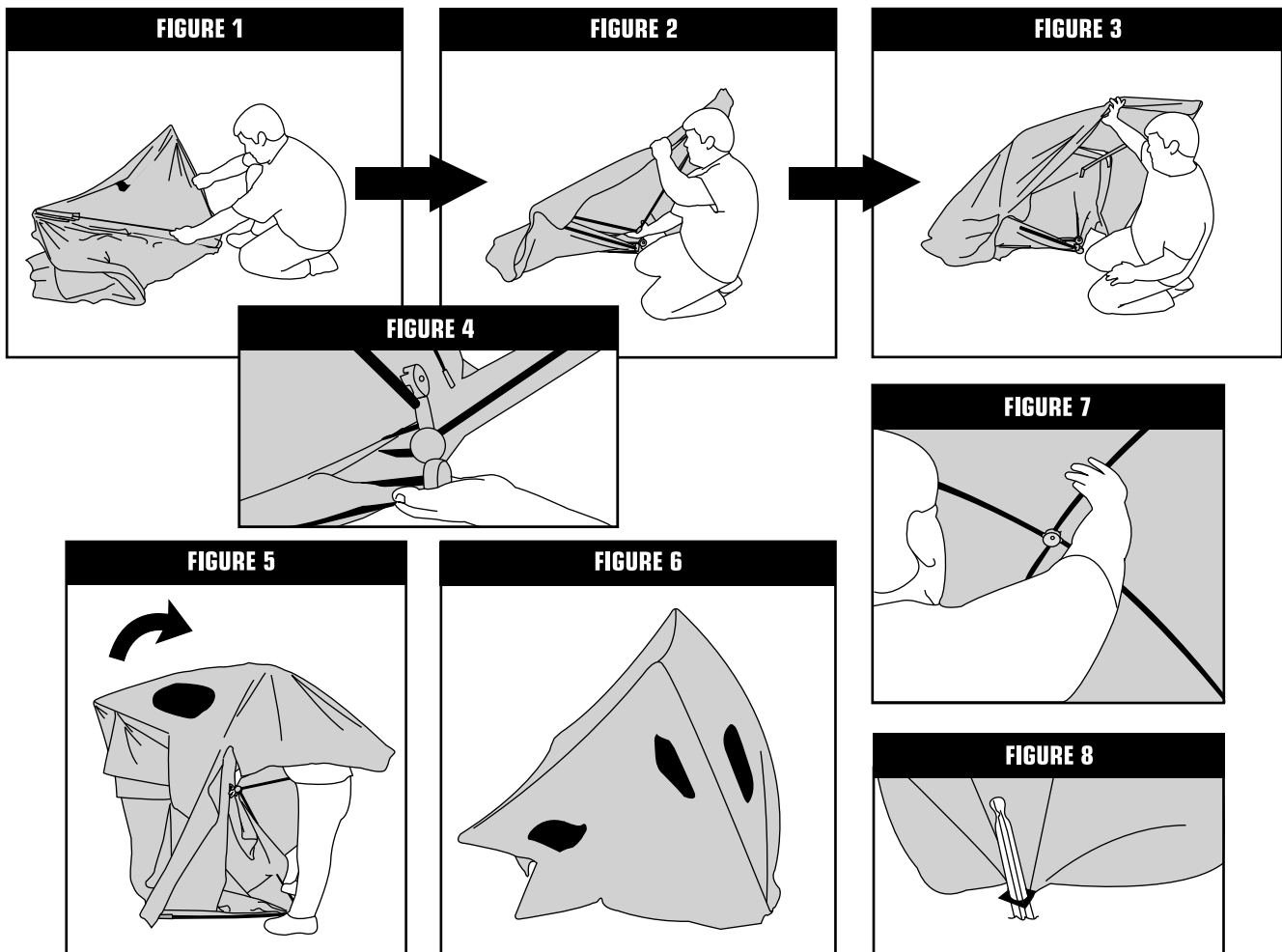


# SURROUNDVIEW® —MAX—

## BLIND SET UP INSTRUCTIONS

**WARNING:** Read all instructions and safety warnings and follow them thoroughly. Failure to follow these instructions may result in serious injury or death!

- STEP 1:** Square out one wall and expand with the palm of your hand. (figs. 1-3)
- STEP 2:** Put the opposite wall hub in the palm of your hand. Crisscross the left and right hubs and make sure the roof hub (painted orange) is on top of them all. (fig. 4)
- STEP 3:** Raise the four hubs off the ground towards the wall that is expanded. (fig. 5)
- STEP 4:** Then pull the expanded wall over your head until the bottom corners are touching the ground. (fig. 6)
- STEP 5:** Stand up with the the roof hub in the palm of your hand and expand it. (fig. 7)
- STEP 6:** Expand remaining walls out.
- STEP 7:** To reinforce the blind, stake it to the ground through the grommets. (fig. 8)



# BLIND TEAR DOWN INSTRUCTIONS

**WARNING:** Read all instructions and safety warnings and follow them thoroughly. Failure to follow these instructions may result in serious injury or death!

**STEP 1:** Remove stakes.

**STEP 2:** From inside the blind grab one rod close to the roof hub (painted orange) and pull to collapse it. (fig. 1)

**STEP 3:** Collapse all remaining hubs except for the one directly behind you. (fig. 2,3)

**STEP 4:** Make sure that the rods in the collapsed hubs are facing away. Then flip the remaining expanded wall over your head. (fig. 4)

**STEP 5:** Collapse remaining wall and put into bag with the hubs facing up. (fig. 5)

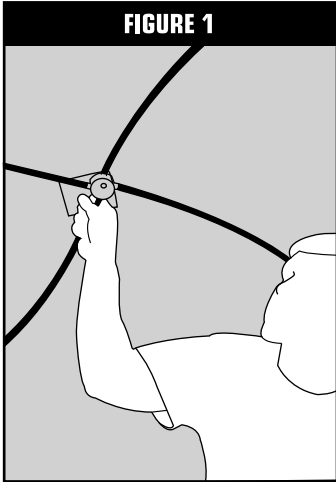


FIGURE 1

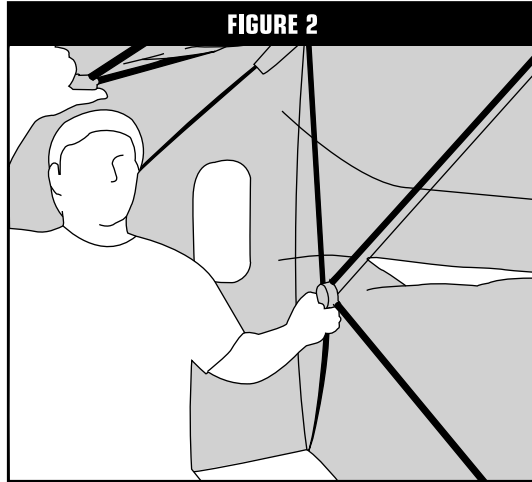


FIGURE 2




FIGURE 3

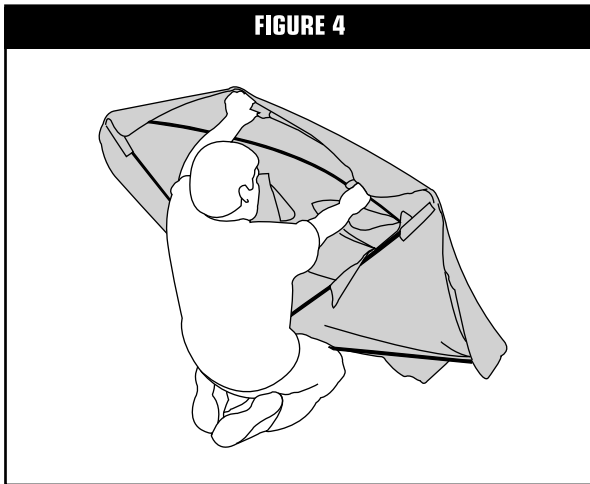


FIGURE 4

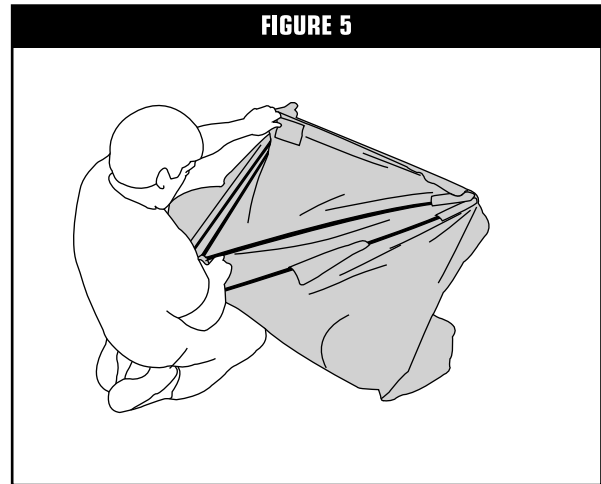


FIGURE 5

**WARNING:** THIS PRODUCT IS NOT FIREPROOF. The fabric will burn if it comes into contact with an open flame or fuel source. DO NOT cook inside a tent; DO NOT Smoke inside a tent; DO NOT store flammable liquids inside a tent. Keep product away from direct flame. Failure to follow this warning may result in serious injury or death!

**WARNING:** This product is for hunting purposes only! It is not to be used as a camping tent or for any other function. Failure to follow this warning may result in serious injury or death!

**WARNING:** Do not use devices that produce fumes inside of blind. Vapors and fumes could result in carbon monoxide poisoning, serious injury or death!

**WARNING:** Do not allow children or adults to use lighted candles, matches, or other sources of fire near this product. Failure to follow this warning may result in serious injury or death!

**WARNING:** Do not allow material to cover your face. This may result in serious injury, suffocation and death!

**WARNING:** Do not allow children to use this product without direct adult supervision. Failure to follow this warning may result in serious injury or death!

**WARNING:** Exercise EXTREME caution when using fuel-powered lanterns or heaters inside a tent and use battery operated lanterns whenever possible. Failure to follow this warning may result in serious injury or death!

## TIPS FOR INCREASING PRODUCT LONGEVITY

Always store your blind in a cool dry place and make sure that your blind is completely dry and clean before storing in carrying bag.

Never leave your blind outside for any longer than needed. This material may fade after long periods of time in direct sunlight. Pooling of rain or snow may cause permanent damage to your blind.

## CPAI-84 WARNING:

**WARNING: KEEP ALL FLAME AND HEAT SOURCES AWAY FROM THIS TENT FABRIC.** This tent meets the flammability requirements of CPAI-84 (SOR/90-245 in Canada). This tent is made of flame-resistant fabric. It is not fireproof. The fabric may burn if left in continuous contact with any flame source. The application of any foreign substance to the tent fabric may render the flame-resistant properties ineffective.

